

ULTIMATE NES™ REMIX

1 Important Information

Getting Started

2 Online Features

3 Parental Controls

Playing the Game

4 Selecting a Mode

5 Selecting a Stage

6 Playing a Stage

7 Rankings

8 Saving and Deleting Data

Support Information

9 How to Contact Us

Please read this manual carefully before using this software. If the software is to be used by young children, the manual should be read and explained to them by an adult.

- ◆ Unless stated otherwise, any references to "Nintendo 3DS" in this manual apply to Nintendo 3DS™ and Nintendo 3DS™ XL systems.
- ◆ Unless stated otherwise, any references to "Nintendo 3DS" in this manual also apply to Nintendo 2DS™ systems, excluding references to features which make use of 3D visuals. Features which require closing the Nintendo 3DS system can be simulated by using the sleep switch.

IMPORTANT

Important information about your health and safety is available in the Health and Safety Information application on the HOME Menu. You should also thoroughly read the Operations Manual, especially the "Health and Safety Information" section, before using Nintendo 3DS software.

Language Selection

The in-game language depends on the one that is set on the system.

This title supports five different languages: English, German, French, Spanish and Italian.

If your Nintendo 3DS system language is set to one of these, the same language will be displayed in the software. If your Nintendo 3DS system is set to another language, the in-game default language will be English.

For instructions about how to change the system language, please refer to the System Settings electronic manual.

Age Rating Information

For age rating information for this and other software, please consult the relevant website for the age rating system in your region.

PEGI (Europe):
www.pegi.info

USK (Germany):
www.usk.de

Classification Operations Branch
(Australia):
www.classification.gov.au

OFLC (New Zealand):
www.classificationoffice.govt.nz

Russia:
minsvyaz.ru/ru/doc/index.php?id_4=883

Advisories

This software (including any digital content or documentation you download or use in connection with this software) is licensed by Nintendo only for personal and non-commercial use on your Nintendo 3DS system. Your use of any network services of this software is subject to the Nintendo 3DS Service User Agreement and Privacy Policy, which includes the Nintendo 3DS Code of Conduct.

Unauthorised reproduction or use is prohibited.

This software contains copy protection technology to prevent reproduction and copying of content.

Your Nintendo 3DS system and software are not designed for use with any existing or future unauthorised technical modification of the hardware or software or the use of any unauthorised device in connection with your Nintendo 3DS system.

After the Nintendo 3DS system or any software is updated, any existing or future unauthorised technical modification of the hardware or software of your Nintendo 3DS system, or the use of any unauthorised device in connection with your Nintendo 3DS system, may render your Nintendo 3DS system permanently

unplayable. Content deriving from the unauthorised technical modification of the hardware or software of your Nintendo 3DS system may be removed.

This software, instruction manual and other written materials accompanying the software are protected by domestic and international intellectual property laws.

© 2013-2014 Nintendo Co., Ltd.

Trademarks are property of their respective owners. Nintendo 3DS is a trademark of Nintendo.

CTR-P-BFRP-00

Connect to the internet to enjoy these features:

- Purchasing software from Nintendo eShop (Page 5)
 - Participation in online rankings (Page 7)
- ◆ For information about connecting your Nintendo 3DS system to the internet, refer to the Operations Manual.

This software supports Nintendo Network™.



Nintendo Network is an online service which allows you to play with other players all over the world, download new add-on content and much more!

Online Precautions

- If you post, send or otherwise make available any information or content through wireless communication please make sure not to include any information that can be used to identify you personally, such as your name, email address, your address or your telephone number, as others may be allowed to see such

information and content. In particular, when choosing a user name or nickname for your Mii™ characters, please do not use your real name as others may be able to view your user name and the nicknames of your Mii characters when using wireless communication.

- Friend codes are a part of a system that allows you to establish a friendship with other users, so that you can play, communicate and interact with people you know. If you exchange friend codes with strangers, there is a risk that you could receive information or messages with offensive language or inappropriate content and that strangers may see information about you that you do not want strangers to see. We therefore recommend that you do not give your friend codes to people you don't know.
- Do not engage in harmful, illegal, offensive or otherwise inappropriate activity that might cause problems for other users. In particular, do not post, send or otherwise make available any information or content that threatens, abuses or harasses other persons, infringes on the rights of others (such as copyrights, portrait rights, privacy rights, rights of publicity or

trademarks) or that may make other people feel uncomfortable. In particular, when sending, posting or making available photos, images or videos displaying other people, make sure to obtain their permission beforehand. If inappropriate conduct is reported or confirmed, you may be subject to penalties such as being banned from the Nintendo 3DS Services.

- Please note that Nintendo servers may become temporarily unavailable without prior notice due to maintenance following any problems, and online services for certain software may be discontinued.


You can use the following Parental Controls to restrict certain features of this software.

- ◆ For more information about Parental Controls, refer to the Operations Manual.
- Nintendo 3DS Shopping Services Restricts the purchase of other software from within this software.
- Online Interaction Restricts the ability to participate in online rankings.

 **START**

Go to the stage select screen.
(Page 5)

 **SPEED MARIO BROS.**

Play a remixed version of the classic NES™ game Super Mario Bros.™ in which Mario, the enemies and the music have all been sped up! Select "GAME START" and then press  to begin.

 **CHAMPIONSHIP
MODE**

Compete in this mode inspired by the Nintendo World Championships, made up of stages from three different titles.

- ◆ The rankings that display when you touch "RANKINGS" are not the same as those that display for NES™ REMIX 2 on Wii U™.



About the Nintendo World Championships



The Nintendo World Championships was a videogame tournament held in the USA in 1990. Players competed for the highest total score across three different games, all within a time limit of 6 minutes and 21 seconds!

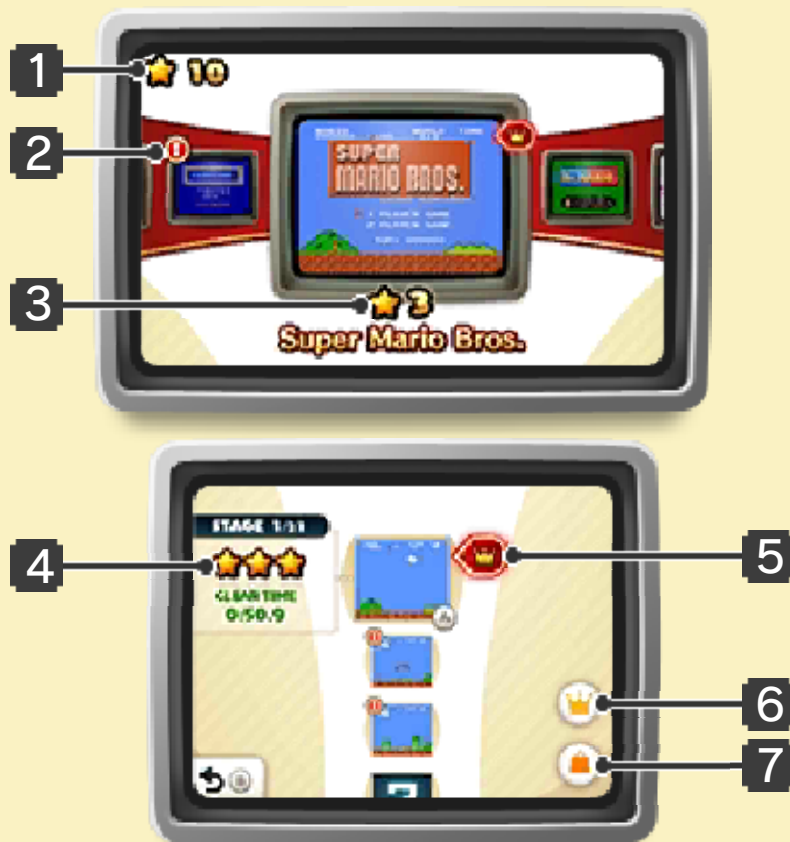


5 Selecting a Stage



Stage Select Screen

Select the stage you want to play by scrolling between the available titles and stages.



1 Total stars

2 New content indicator

This appears when a new stage has been unlocked.

3 The number of stars earned in the selected title

4 The number of stars earned on the selected stage

5 Today's Challenge Stage

Today's recommended stage in which to pit yourself against other players in the rankings. Changes daily.

6 Rankings icon

7 Nintendo eShop icon

Opens Nintendo eShop, where you can purchase Virtual Console editions of the titles featured in this game, as well as 3D Classics versions of several of the games. 3D Classics versions have new 3D graphics.

Stage Select Screen Controls



Select title



Switch between stages




Select



Back



Types of Stage



Stages showing this symbol can be played after the previous stage has been completed.



Stages showing this symbol are unlocked by collecting stars. The stages are unlocked in order from top to bottom. Select the next unavailable stage to see how many stars you need in order to unlock it.





Play stages from classic NES games that have been reworked with exciting new rules and objectives. More stages will become available as you progress.



1 Time remaining

2 Current challenge

3 Life remaining

4 Number of challenges

Pause Menu



Press to display the pause menu.

CONTINUE	Return to the game.
RESTART	Restart the current stage from the beginning of the first challenge.
END	Return to the stage select screen.

Clearing a Stage



You'll be awarded stars according to the speed of your clear time. Earning stars will unlock Remix stages and new titles.

Game Over





It's game over when you run out of time or lives.





Rankings (Internet)

Touch  on the stage select screen to view rankings for the current stage. You can view the rankings of your friends or the rankings for your region. If you have opted to participate in the rankings, your Mii nickname or Nintendo 3DS user name will be uploaded automatically along with your clear times and other gameplay data.

Select a record, then touch  on the rankings screen to watch replay footage of that playthrough.

- ◆ If the game footage is too long, the playback will end before the stage is completed.
- ◆ Only friends with the same region as you will be shown in the friend rankings.
- ◆ If you use a Nintendo 3DS other than the one you first used to upload your ranking data, or if you format the system memory of your Nintendo 3DS, you will not be recognised as the creator of your previous rankings, and you will be unable to add new data to your pre-existing records.



Saving

The game will save automatically each time you finish playing a stage.

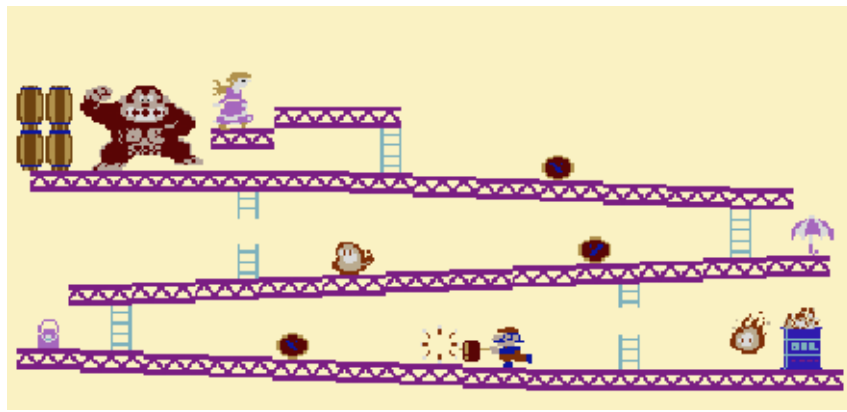


Deleting Data

To delete all save data, launch the software and wait until the Nintendo 3DS logo disappears, then hold down (A), (B), (X) and (Y) until the title screen displays.

◆ **Double-check before deleting data, as deleted data cannot be recovered.**

- Do not turn the power off, reset the system or remove Game Cards/SD Cards while saving. Make sure not to get dirt in the terminals. These actions could result in permanent data loss.
- Do not use external accessories or software to modify your save data, as this can lead to an inability to progress or loss of save data. Any modification is permanent, so be careful.



For product information, please visit the Nintendo website at:
www.nintendo.com

For technical support and troubleshooting, please refer to the Operations Manual for your Nintendo 3DS system or visit:
support.nintendo.com